




# Council Tax Guide 2025-26



# Contents

Welcome	3
Your council tax explained	4
Financial information	5
Council Tax Support Scheme	7
How to pay	7
Discounts and exemptions	9
Special expenses and local parish precepts	11
Flood defence	15

This leaflet is available in large print electronically as a PDF or visit [www.nwleics.gov.uk/counciltax](http://www.nwleics.gov.uk/counciltax)

If you would like this leaflet in another language, or if you require the services of an interpreter, please contact us.

Email: [communications@nwleicestershire.gov.uk](mailto:communications@nwleicestershire.gov.uk)

## Keep up to date

Want to keep up to date with all the latest news from North West Leicestershire?



**Visit our website**  
[www.nwleics.gov.uk](http://www.nwleics.gov.uk)



**Follow us on facebook**  
[@ThisisNwWleics](https://www.facebook.com/ThisisNwWleics)

# Welcome to the North West Leicestershire Council Tax Guide

This guide explains how your council tax is collected and distributed to the organisations that provide public services in the district.

North West Leicestershire District Council is responsible for collecting all the council tax, which is then distributed to the different authorities:

- Leicestershire County Council
- Leicestershire Police and Crime Commissioner
- Leicestershire Fire Authority
- North West Leicestershire District Council
- Town and parish councils.

Please read on to find out about the different ways to pay your council tax, discounts and exemptions, and support schemes.

## Sign up for #paperfree in just a few minutes

### **1** Pay your council tax and business rates by Direct Debit

Sign up online today!  
Choose when the money comes out of your account (1, 8, 14 or 21 of the month)

### **2** Moving house?

- Let us know about this online
- You can apply for a discount or exemption online

### **3** Access all of this online at a time that suits you:

- Business Rates account
- Council Tax account
- Council Tax Support claim
- Housing Benefit claim
- Housing Benefit claims for your tenants (if you are a landlord who gets payments directly)

Log into your account at any time – no need to ring or visit us.  
Registering and using My Services is quick, easy and convenient.

[www.nwleics.gov.uk/paperfree](http://www.nwleics.gov.uk/paperfree)



# Your council tax explained

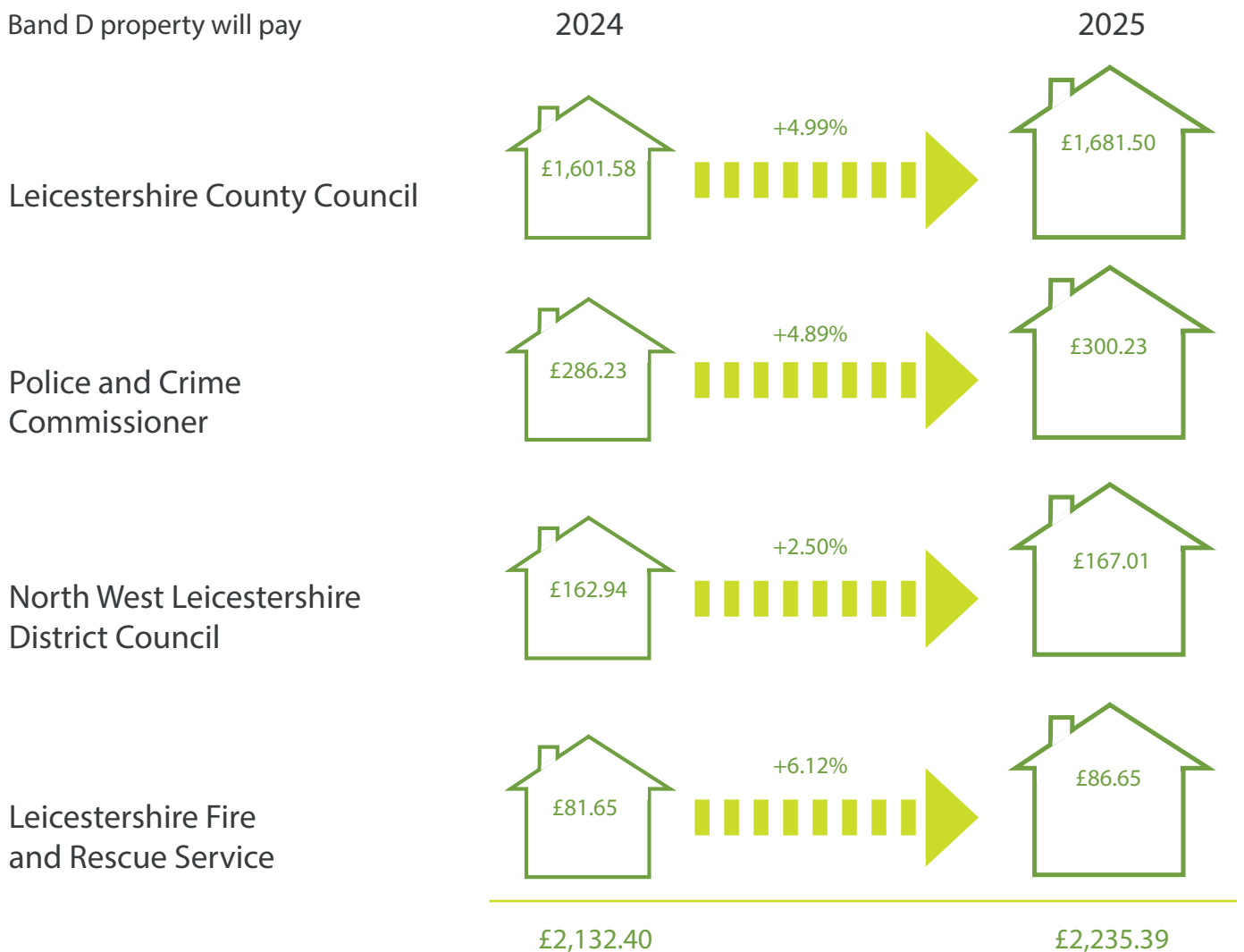
Council tax is a local tax used to fund local services. Council, police and fire services are paid for with income from the tax, together with income from Government grants and other charges.

Owner occupiers usually have to pay their council tax bill. Where homes are rented, the tenants will have to pay. In the case of empty homes, it is normally the owner who has to pay. The owners of the following properties also pay council tax:

- Residential care homes, nursing homes and hostels
- Those occupied by:
  - a) A minister of religion or a religious community
  - b) More than one household
  - c) Resident staff or asylum seekers.

North West Leicestershire District Council is the local authority responsible for collecting the council tax in this area. We keep less than 10% of this and pay the rest over to the county council, the police and crime commissioner, the fire authority and the parish and town councils.

## Financial information



## Where your money goes

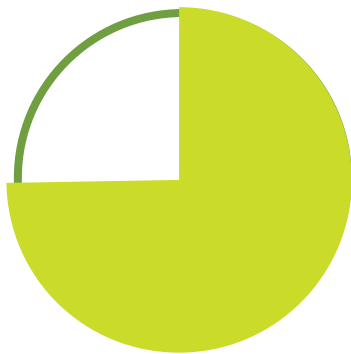
In 2025/26, a Band D property will pay £2,235.39 in council tax (not including the amount paid to parish or town councils, or special expenses).

The charts below show how council tax is split between the four main authorities. Visit each authority's website to find details of how they spend this income on public services.



[www.leicestershire.gov.uk/counciltax](http://www.leicestershire.gov.uk/counciltax)

£1,681.50

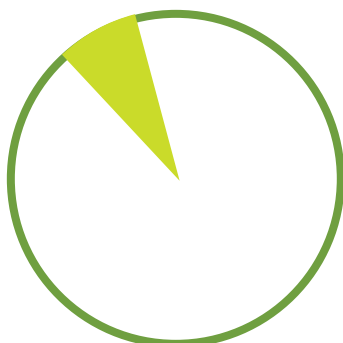


75.22%



[www.nwleics.gov.uk/counciltax](http://www.nwleics.gov.uk/counciltax)

£167.01



7.47%



**POLICE & CRIME  
COMMISSIONER**  
for Leicestershire

Your voice in Leicester,  
Leicestershire & Rutland

[www.leics.pcc.police.uk/counciltax](http://www.leics.pcc.police.uk/counciltax)

£300.23

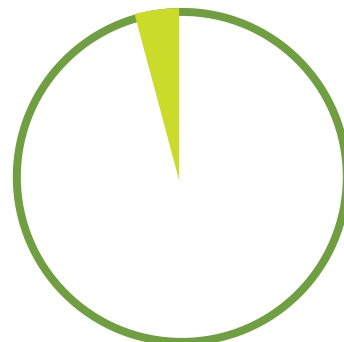


13.43%

**LEICESTERSHIRE  
FIRE and RESCUE SERVICE**

[www.leicestershire-fire.gov.uk](http://www.leicestershire-fire.gov.uk)

£86.65



3.88%

## Council tax valuation bands

The Valuation Office Agency (not your local council) has put every property into one of eight valuation bands. Further details are available on the Valuation Office Agency website at [www.voa.gov.uk](http://www.voa.gov.uk).



Band	Range of values at 1 April 1991	Proportion of Band D tax payable
A	Up to and including £40,000	6/9
B	£40,001 to £52,000	7/9
C	£52,001 to £68,000	8/9
D	£68,001 to £88,000	9/9
E	£88,001 to £120,000	11/9
F	£120,001 to £160,000	13/9
G	£160,001 to £320,000	15/9
H	More than £320,000	18/9

## Council tax appeals

If you do not agree with the band for your home and wish to make an appeal, please contact the Valuation Office on 03000 501501 or go to the Valuation Office website: [www.voa.gov.uk](http://www.voa.gov.uk)

## Other appeals

If you wish to appeal against any other matter regarding your council tax, please do so in writing to the Council Tax Team. You can email the team at [revenues@nwleicestershire.gov.uk](mailto:revenues@nwleicestershire.gov.uk) or write to us at:

F.A.O. Council Tax Team, The Leicestershire Partnership, PO Box 10004, Hinckley, Leicestershire, LE10 9EJ.

You should continue to pay your original council tax demand notice whilst your appeal is outstanding. In the event of an overpayment, the credit will be offset against any outstanding balance and the remainder refunded to you.

# Council Tax Support Scheme

Everyone under state pension age must pay some council tax.

Working age people (in receipt of maximum Council Tax Support) have to pay 15% of their council tax charge.

It is important that you contact us as soon as you receive your council tax demand notice if you need help and advice on how to pay your charge.

Council Tax Support is a scheme to reduce council tax bills for people on a low income. You can apply whether you are in or out of work. Homeowners can also get this help, regardless of the value of your home. To qualify for Council Tax Support you must be liable for council tax, and if you're working age, you can get a discount of up to 85% of your bill.

To find out more about council tax support and how to make a claim go to [www.nwleics.gov.uk/apply\\_for\\_benefits](http://www.nwleics.gov.uk/apply_for_benefits)

Your online form will tell you what evidence to give and when to upload it. We can check some information ourselves, so you'll only need to supply the documents that we ask for.

If you are not able to supply it when submitting your application, please supply it within one month of making the claim.

Please note that usually your claim will only be processed from the Monday after we receive your application.

## Important note:

If your circumstances change you should tell us within a month of the change occurring. Failure to do this will be dealt with as an act of fraud. You can call us on 01530 454551, email [benefits@nwleicestershire.gov.uk](mailto:benefits@nwleicestershire.gov.uk) or write to us at F.A.O. Benefits Team, The Leicestershire Partnership, PO Box 10004, Hinckley, Leicestershire, LE10 9EJ.

## How to pay

### Paying council tax over 12 months

Council tax instalments can now be spread over 12 months instead of 10. Following your request, the number of payments will be dependent on the number of months remaining in the financial year. Your written request for 12 monthly instalments will automatically apply to the next financial year. If you would prefer to revert back to paying over 10 months, please notify us in writing and we will amend our records.

If you would like to pay your council tax over 12 months, please email your request detailing your name, full address and council tax reference number (shown on your notice) to [revenues@nwleicestershire.gov.uk](mailto:revenues@nwleicestershire.gov.uk) or write to us at F.A.O. Council Tax Team, The Leicestershire Partnership, PO Box 10004, Hinckley, Leicestershire, LE10 9EJ. Alternatively, please call Customer Services on 01530 454499.

## Pay your council tax or business rates by Direct Debit

It's simple, convenient and secure.

You only need to set up a Direct Debit for council tax or business rates once. There is no need to cancel it at the end of the financial year.

Your payments will be automatically collected from your bank account on the dates shown on your demand notice.

After your final 2024/25 instalment has been collected, no further payments will be taken until the 2025/26 financial year starts and the first instalment becomes due in April 2025.

Set up a Direct Debit by going to [www.nwleics.gov.uk/paybydirectdebit](http://www.nwleics.gov.uk/paybydirectdebit)

Alternatively, simply call us on 01530 454499. Please have your bank account details and reference number to hand to allow us to set this up over the telephone.



Protected by the direct debit guarantee

73%  
of council tax  
payers in the area  
pay by  
direct debit

## Are you struggling financially? We are here to help

Please do not hesitate to contact us if you are having difficulty paying your council tax or business rates instalments.

We can help you by:

- Referring you to a money advisor at Citizens Advice
- Agreeing an alternative payment arrangement with you
- Giving you advice about discounts, exemptions and reliefs.

Don't wait until you have lost your right to pay by instalments. We will be able to help if you contact us at an early stage, before any recovery action is taken.

You can call us on 01530 454499 or email [revenues@nwleicestershire.gov.uk](mailto:revenues@nwleicestershire.gov.uk)





# Discounts and exemptions

## Discounts

Council tax assumes there are at least two adults living in the home. If you live on your own, you are entitled to 25% discount.

If an adult within the household falls into one of the following categories then a discount may apply:

- Full time students, student nurses, apprentices, youth training trainees and foreign language assistants
- 18/19 year olds who are at or have just left school or college
- Patients resident in hospital or being looked after in care homes
- Severely mentally impaired people
- People in hostels or night shelters
- Low paid care workers usually employed by charities
- People caring for a person with a disability who is NOT a partner or child under 18 years old
- Members of religious communities such as monks or nuns
- People in detention (except for non-payment of council tax or a fine)
- Members of visiting forces, certain international and defence organisations.

Temporary absences owing to holiday or work will not normally result in discount entitlement.

## Local discounts – empty property

North West Leicestershire District Council has a local discount scheme for:

- Properties that are unoccupied and unfurnished. These properties are entitled to a one month discount of 100%.

### **Long term empty properties which are both unoccupied and unfurnished will be liable to a premium**

If a property has been empty and unfurnished

- between one and five years a 100% premium will be added to the charge so you will pay twice the standard charge
- between five and ten years a 200% premium will be added to the charge so you will pay three times the standard charge
- over ten years a 300% premium will be added to the charge, which will mean that you will pay four times the standard charge.

## Exceptions to the premium

There are various classes of properties that are exempt from the premium, some for a limited time of up to one year (from when they first became empty) and includes those being actively marketed for sale/rent or those undergoing major repair. For a complete list of exemptions and further information please visit our website: [www.nwleics.gov.uk/council\\_tax\\_discounts](http://www.nwleics.gov.uk/council_tax_discounts)

## Annexe discount

Annexes meeting certain criteria are entitled to a 50% discount. To qualify for a discount the annexe must be occupied by a relative of the person who is liable to pay council tax on the main home. If it is unoccupied the annexe must be being used as part of the main home. Please contact us for more details. If you wish to apply, we will send you an application form.

## Disabled people

A property band reduction in the charge may be applicable if you, or someone who lives with you, is disabled and uses a wheelchair within the property or requires a room to meet their needs, or requires an extra bathroom/kitchen. For more information please visit [www.nwleics.gov.uk/council\\_tax\\_discounts](http://www.nwleics.gov.uk/council_tax_discounts) or scan the QR code on your bill with your phone or tablet.

## Exemptions

Some properties may be exempt from council tax and the following is a broad description.

Class	Unoccupied properties	Entitlement
B	Owned by a charity	Up to 6 months
D	Left empty by someone who has gone to prison	No charge
E	Previously occupied by a person in permanent residential care	No charge
F	Waiting for probate or letters of administration to be granted	Up to 6 months after probate is granted
G	Empty because occupation is forbidden by law	No charge
H	Waiting to be occupied by a minister of religion	No charge
I	Left empty by someone who has moved to receive personal care by reason of old age, disablement or illness	No charge
J	Left empty by someone who has moved to provide personal care to another person	No charge
K	Owned by a student and last occupied by a student	No charge
L	Subject to a repossession order	No charge
Q	The responsibility of a bankruptcy trustee	No charge
R	A site for a caravan, mobile home or mooring	No charge
T	Granny annexes or similar type of property	No charge

Class	Occupied properties
M/N	All the residents are students
O	Used for UK armed forces accommodation
P	At least one liable person is a member of a visiting force
S	All residents are less than 18 years old
U	All residents are severely mentally impaired
V	At least one liable person is a foreign diplomat
W	It is annexed to a family home and occupied by that family's elderly or disabled relatives

If you think you may be entitled to a discount or may be exempt, please visit [www.nwleics.gov.uk/council\\_tax\\_discounts](http://www.nwleics.gov.uk/council_tax_discounts) or scan the QR code on your bill with your phone or tablet. If you receive a discount/exemption then you must tell the Council Tax Team within 21 days of any change of circumstances which affects your entitlement. Failure to do so may lead to a penalty charge. If the property remains unoccupied and unfurnished after any exemption expires then it will attract a 100% council tax charge and potentially a premium if its empty for longer than a year.

# Special expenses and local parish precepts

## Special expenses

When the district council provides services on behalf of a parish, or because there is no parish council in that area, these become special expenses of the district council and are only charged to the council tax payers in that area.

The table below shows where the special expenses are charged and how the charges are made up.

Special expenses are paid to the district council for maintaining parks, play areas, allotments, burial grounds, grass verges and any other open spaces owned by the council.

Special expenses area	Cost of providing the services (£)	Less: Income from other sources (£)	Net cost of providing the services (£)	No. of properties in Special Expenses area (£)	Average Special Expenses per property (£)
Coalville	544,050	31,008	575,058	7,082	81.20
Coleorton	1,100	593	1,693	588	2.88
Hugglescote and Donington Le Heath	58,840	(32,605)	26,235	2,642	9.93
Oakthorpe, Donisthorpe and Acresford	4,370	7,305	11,675	957	12.20
Ravenstone with Snibston	1,150	(39)	1,111	1,068	1.04
Whitwick	36,940	(13,770)	23,170	2,755	8.41

In areas where there are parish or town councils, a portion of your council tax is given to them to provide certain services, such as grass cutting and cemeteries. The following information gives you the financial details for parish and town councils. Where there isn't a parish or town council, the district council may take on some services. These are called special expenses - see page 12 for more information.

## Local parish precepts

2024/25 Precept £	Parish	2025/26 Precept £	2025/26 Tax Base	Effect on a Band D Property £
28,000.00	Appleby Magna	28,000.00	550	50.91
794,102.40	Ashby de la Zouch	825,089.76	6,444	128.04
131,237.00	Ashby Woulds	137,416.00	1,413	97.25
-	Bardon	-	12	-
30,000.00	Belton	31,500.00	312	100.96
30,971.00	Breedon-on-the-Hill	32,089.00	513	62.55
480,504.00	Castle Donington	503,777.00	3,024	166.59
12,280.00	Charley	12,894.00	77	167.45
-	Chilcote	-	59	-
-	Coalville	-	7,082	-
25,509.00	Coleorton	31,058.00	588	52.82
79,040.00	Ellistown and Battleflat	81,364.60	803	101.33
16,000.00	Heather	16,000.00	366	43.72
178,909.00	Hugglescote and Donington le Heath	179,999.00	2,642	68.13
250,000.00	Ibstock	260,000.00	2,359	110.22
423.00	Isley Walton-Cum-Langley	423.00	31	13.65
132,092.00	Kegworth	137,364.00	1,352	101.60
23,381.80	Lockington-Cum-Hemington	27,000.00	248	108.87
41,898.00	Long whatton and Diseworth	41,795.00	820	50.97
145,000.00	Measham	159,500.00	1,734	91.98
-	Normanton-Le-Heath	-	70	-
92,756.00	Oakthorpe, Donisthorpe and Acresford	104,317.00	957	109.00
13,590.00	Osgathorpe	14,134.00	216	65.44
24,758.00	Packington	24,758.00	414	59.80
108,000.00	Ravenstone	132,500.00	1,068	124.06
10,208.00	Snarestone	10,416.00	150	69.44
199.00	Staunton Harold	199.00	62	3.21
-	Stretton-en-le-Field	-	19	-
40,399.00	Swannington	41,933.00	479	87.54
22,500.00	Sweepstone	24,500.00	275	89.09
311,190.00	Whitwick	331,925.00	2,755	120.48
23,000.00	Worthington	25,875.00	638	40.56
<b>3,045,947.20</b>		<b>TOTALS</b>	<b>37,532</b>	<b>2,285.66</b>
		<b>3,215,826.36</b>		

## Additional financial information (Local parish precepts of £140,000 or more)

### Castle Donington Parish Council

£ 2024/25	For all services administered	£ 2025/26
1,745,218.00	Estimated Gross Expenditure	2,212,470.00
-110,300.00	Estimated Income	-113,561.00
-30,000.00	Interest	-30,000.00
-1,124,414.00	Contribution To/(From) Reserves	-1,565,132.00
<b>480,504.00</b>	<b>Budget Requirement (Precept)</b>	<b>503,777.00</b>
2,949	Council Tax Base of Parish	3,024
<b>£162.94</b>	<b>Precept for a Band D property</b>	<b>£ 166.59</b>

### Ashby de la Zouch Town Council

£ 2024/25	For all services administered	£ 2025/26
861,400.00	Estimated Gross Expenditure	919,450.00
-97,000.00	Estimated Income	-115,150.00
-5,000.00	Interest	-10,000.00
34,702.40	Contribution To/(From) Reserves	30,789.76
<b>794,102.40</b>	<b>Budget Requirement (Precept)</b>	<b>825,089.76</b>
6,363	Council Tax Base of Parish	6,444
<b>£124.80</b>	<b>Council Tax Base of Parish</b>	<b>£128.04</b>

## Additional financial information (Local parish precepts of £140,000 or more)

### Whiwick Parish Council

£ 2024/25	For all services administered	£ 2025/26
328,393	Estimated Gross Expenditure	356,548.00
-9,123.00	Estimated Income	-14,623.00
-4,500.00	Interest	-10,000.00
-3,580.00	Contribution To/(From) Reserves)	
<b>311,190.00</b>	<b>Budget Requirement (Precept)</b>	<b>331,925.00</b>
<b>2,758</b>	Council Tax Base of Parish	<b>2,755</b>
<b>£112.83</b>	<b>Precept for a Band D property</b>	<b>£120.48</b>

### Measham Parish Council

£ 2024/25	For all services administered	£ 2025/26
206,794.93	Estimated Gross Expenditure	187,859.39
-112,207.11	Estimated Income	-126,248.70
	Interest	
50,412.18	Contribution To/(From) Reserves)	97,889.31
<b>145,000.00</b>	<b>Budget Requirement (Precept)</b>	<b>159,500.00</b>
<b>1,715</b>	Council Tax Base of Parish	<b>1,734</b>
<b>£84.55</b>	<b>Precept for a Band D property</b>	<b>£91.98</b>

## Additional financial information (Local parish precepts of £140,000 or more)

### Hugglescote and Donington Le Heath Parish Council

£ 2024/25	For all services administered	£ 2025/26
191,210	Estimated Gross Expenditure	200,299
190,510	Estimated Income	192,299
700.00	Interest	8000.00
-	Contribution To/(From) Reserves)	-
<b>178,910</b>	<b>Budget Requirement (Precept)</b>	<b>179,999</b>
<b>2,626</b>	Council Tax Base of Parish	<b>2,642</b>
<b>68.13</b>	<b>Precept for a Band D property</b>	<b>68.13</b>

### Ibstock Parish Council

£ 2024/25	For all services administered	£ 2025/26
2 70,000	Estimated Gross Expenditure	300,000
- 18,000	Estimated Income	- 20,000
-	Interest	-
	Contribution To/(From) Reserves)	300,000
<b>2 50,000</b>	<b>Budget Requirement (Precept)</b>	<b>260,000</b>
2,349	Council Tax Base of Parish	2,359
<b>106.43</b>	<b>Precept for a Band D property</b>	<b>110.22</b>



# Flood defence

The Environment Agency is a levying body for its Flood and Coastal Erosion Risk Management functions under the Flood and Water Management Act 2010 and the Environment Agency (Levies) (England and Wales) Regulations 2011.

The Environment Agency has powers in respect of flood and coastal erosion risk management of main river and along tidal and sea defences in the area of the Trent Regional Flood and Coastal Committee (2369), Anglian Northern Regional Flood and Coastal Committee (2292) and Severn and Wye Regional Flood and Coastal Committee (2486km). Money is spent on the construction of new flood defence schemes, the maintenance of the river system and existing flood defences together with the operation of a flood warning system and management of the risk of coastal erosion. The financial details are:

## Regional Flood and Coastal Committees

	Trent		Anglian Northern		Severn and Wye	
	2024/2025 £000s	2025/2026 £000s	2024/2025 £000s	2025/2026 £000s	2024/2025 £000s	2025/2026 £000s
Gross expenditure	£67,518	£99,241	£75,133	£98,367	£34,573	£32,588
Levies raised from council	£2,313	£2,360	£1,829	£1,884	£1,270	£1,296
Total council tax base	1,930	1,959	629	639	1,029	1,049

The majority of funding for flood defence comes directly from the Department for the Environment, Food and Rural Affairs (Defra). However, under the new partnership funding rule not all schemes will attract full central funding. To provide local funding for local priorities and contributions for partnership funding the Regional Flood and Coastal Committees recommend through the Environment Agency a local levy.

A change in the gross budgeted expenditure between years reflects the programme of works for both capital and revenue needed by the Regional Flood and Coastal Committee to which you contribute.

	Trent	Anglian Northern	Severn and Wye
2024/2025	£2,313,472	£1,828,672	£1,270,332
Increased %	2.0%	3%	2.0%
2025/2026	£2,359,742	£1,883,533	£1,295,738

Leicestershire County Council pays flood defence levies to the following Regional Flood and Coastal Committees (RFCC) of the Environment Agency.

	2024/2025 £000s	2025/2026 £000s
Trent	269	273
Severn and Wye	7	8
Anglian	52	54
Total	328	335

The total levy for the Trent RFCC in 2025-26 is £2.360m

The total levy for the Severn and Wye RFCC in 2025-26 is £1.296m.

The total levy for the Anglian RFCC in 2025-26 is £1.884m

# Contact us



Visit us at [www.nwleics.gov.uk](http://www.nwleics.gov.uk)



Call us on 01530 454545



Email us [revenues@nwleicestershire.gov.uk](mailto:revenues@nwleicestershire.gov.uk)



Write to us or visit us at PO Box 11051, Coalville,  
Leicestershire, LE67 0FW